

The Ideal Seal.

# Automatic Tray Sealers.

Compact & full-size equipment.



AUTOMATIC TRAY SEALERS

# FoodPak & Reepack

A perfect partnership.



**food**  
**pak**

Put simply, we are the ideal packaging partner.  
We believe that:

## **Packaging matters.**

It's the first aspect of your product that your customer interacts with, and that's why we've dedicated over 50 years to refining all things packaging.

## **People matters.**

As an employee-owned company, we know good relationships are what makes businesses strong. That's why we act not only as a business, but as consultants. We work with you to ensure every unique business need is met.

## **Product matters.**

That's why we think about how it's designed, packed, shipped, opened, and enjoyed. Every step in the packaging cycle has been carefully considered to make sure your product shines on the shelf.





More than 20 years of experience in food packaging solutions.

### **Packaging machinery.**

Reepack operates in the field of manufacturing packaging machinery with an extensive range of semi-automatic and fully automatic equipment.

### **Product requirements.**

Extensive experience in manufacturing packaging machinery has given them a deep understanding of the demanding production requirements to which this machinery is subjected.

### **Innovative solutions.**

Reepack serves customers across the spectrum of packaging applications with innovative solutions by leveraging their extensive array of technologies, design expertise and combination of intellectual property, strategic partnerships and manufacturing strength.



# Envision your — packaging product.

When getting product into retail and wholesale applications, one of the first thoughts that comes up is how the finished product will present on the shelf. Packaging has a large impact on your brand, which is why it's important to have a high-quality packaged product with the right look and feel to help you stand out on the shelf. With a variety of tray sealers with different capabilities, our packaging consultants can help you find the right fit for any of these packaging types and applications.



# Packaging options.


## Trays

- Microwavable
- Dual ovenable
- High/medium/low barrier
- Skin boards
- Deli containers
- Aluminum
- Pressed paper
- Pulp



## Closures

### Types of closures




Flexible film



Shrink lidding film



Skin packaging



Snap-on lids

### Film Features



Microwaveable



Oven safe



Re-sealable



Anti-fog



Micro-perforated



Easy peel



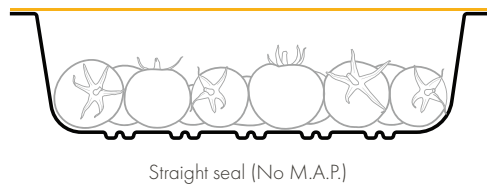
Lock seal

# Packaging options.

## Sealing & Atmosphere

### Applications

**Straight Seal (Ambient Packaging):** An airtight straight seal with no vacuum or altered atmosphere applied. This is the simplest form of seal and often used with frozen products, or fresh products with micro-perforations and other breathable films.



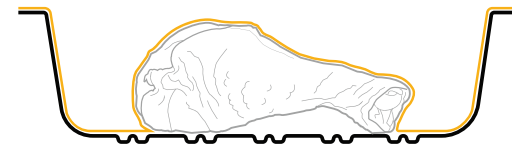
Straight seal (No M.A.P.)

**Modified Atmosphere Packaging (MAP):** In this process, air is vacuumed out and replaced with carbon dioxide, nitrogen, or a gas mixture. This is used to extend the shelf life and keep products fresh, especially with delicate or perishable foods.



Modified atmosphere packaging (MAP)

**Skin Packaging:** Air is removed from the flexible packaging to protect the product from oxygen, extending the shelf life. This is often used with a tightly sealed package when the product has more rigidity.

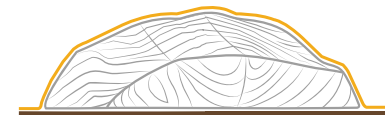


Skin packaging

**Pro Skin + Cardboard Pro Skin:** Pro skin is similar to vacuum skin packaging, but specialized equipment is required when the product protrudes over the lip of the tray. Cardboard skin packaging is an innovative, eco-friendly option that uses a paper board instead of plastic.



Pro-skin

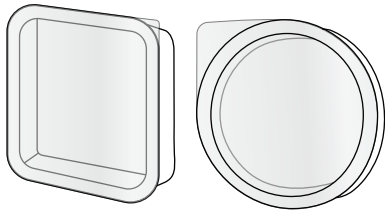


Cardboard Pro Skin

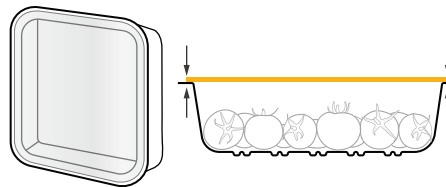
# Presentation Options and Add-ons

Automatic tray sealers can have a variety of modifications to allow the following packaging features:

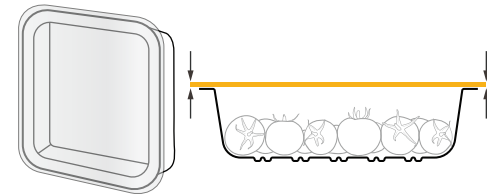
## Cutting system



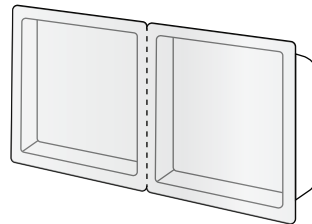
**Easy opening:** The tray can be easily opened by the use of peeling tab.



**Inside cut:** The top film is cut along the inside of the tray rim dimensions.



**Outside cut:** The top film is cut along the outside of the tray rim dimensions.



**Pre-cut:** Application for film cutting before the tray is sealed.



**Seal-in:** Double vertical compartment: seal on the lid and seal in the tray.

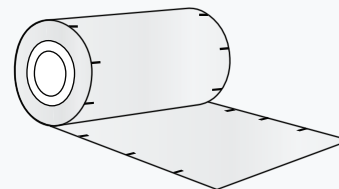
## Printing & Labelling



Automatic label applicator



Printers for date / lot coding



Photocell registration for aligning printed top film



AUTOMATIC TRAY SEALERS

# Our range of tray sealers.

## Compact Automatic Tray Sealers




Automatic tray sealers are a favourite for businesses needing more efficient packaging and sealing, from foods to pharmaceuticals to consumer goods. These machines can package your products swiftly with a variety of film materials adhered to various tray options.



ReePro



# Compact Automatic Tray Sealers Specifications


	ReeBasic	ReeEco	ReePro
TECHNICAL DATA			
Machine length (mm)	3050	3050	3700
Machine width (mm)	905	945	1000
Machine height (mm)	1740	1750	1740
Max single tray dimensions (mm)	270 x 365	270 x 365	350 x 460
Max trays per cycle	3	3	5 trays or 2 cardboard
Max diameter of web roll (mm)	250	250	280
Free loading area for trays (mm)	1100	1100	1192
Height free loading area (mm)	880-910	880-910	900
Vacuum pump	40 m3/h, 60 m3/h	60 m3/h, 100 m3/h	100-300 m3/h
MAP	✓	✓	✓
Skin		✓	✓
Pro Skin			✓
ReeNEXT compatible			✓

## AUTOMATIC TRAY SEALERS

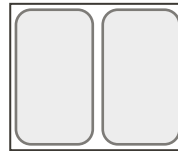
# Tooling Sets

### ReeBasic

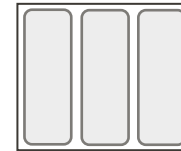
100mm Max Tray Height



365 x 270



180 x 270



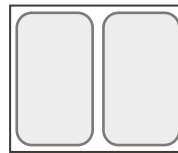
113 x 270

### ReeEco

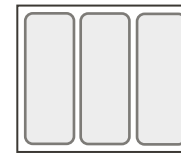
100mm Max Tray Height



385 x 270




190 x 270



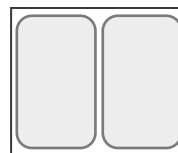
120 x 270

### ReePro

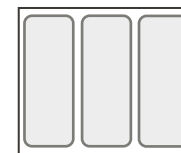
130mm Max Tray Height



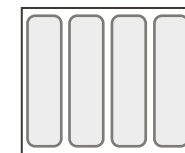
460 x 350



227 x 350



145 x 350

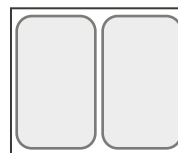


104 x 350

### Standard Skin (VSP) or MAP on Tray



460 x 350



227 x 350



max. 40mm




max. 40mm

max. 100mm


### Pro-Skin on Cardboard

# ReeMatic Series

The ReeMatic 150 and 250 are single and twin die-set automatic tray sealer with options for modified atmosphere packaging (MAP) and vacuum skin packaging applications. These units can come equipped with a single or multi-lane infeed conveyor (1 to 6 tracks) with motor-driven chains supported by pushing rods to guide trays. These units have optimally controlled speed to adapt to any type of tray, specific product, or production environment.



ReeMatic



Single Chamber



Out-Feed Conveyor





Twin Chamber



In-feed Conveyor

## ReeMatic Series Specifications

	ReeMatic 150	ReeMatic 250
TECHNICAL DATA		
Max machine length (mm)	3195-6820	4450-7165
Max machine width (mm)	1040	1110
Max machine height (mm)	1815	1910
Max single tray dimensions (mm)	350 x 460	350 x 460
Max trays on infeed conveyor	2-8	3-12
Infeed conveyor length	1000-4000	1000-4000
Max diameter of web roll (mm)	300	300
Free loading area for trays (mm)	3000-4000	3000-4000
Height free loading area (mm)	915-960	915-960
Vacuum chambers	Single chamber	Twin chamber
Vacuum pump	100, 200, or 300 m3/h	100, 200, or 300 m3/h
MAP	✓	✓
Skin	✓	✓
Pro Skin	✓	✓
ReeNEXT compatible		✓

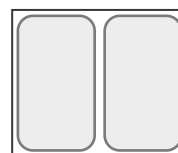
## Tooling Sets

### ReeMatic 150

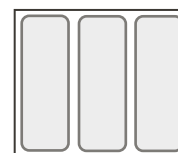
130mm Max Tray Height



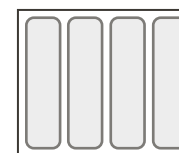
460 x 350



227 x 350



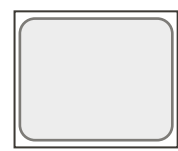
145 x 350



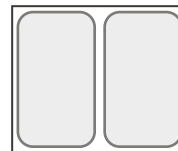
104 x 350

### ReeMatic 250

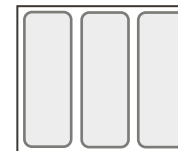
130mm Max Tray Height



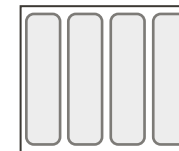
460 x 350



227 x 350



145 x 350



104 x 350

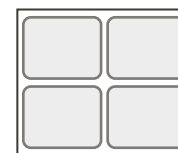
### Special format with joint chamber for big trays:



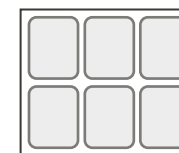
550 x 390



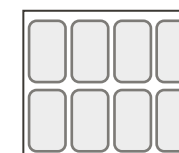
460 x 268



227 x 268



145 x 268



104 x 268

# ReeMaster Series


The ReeMaster series is a high-quality in-line automatic tray sealer for processing large batches of products with optimal efficiency. This unit is built to be integrated into a high-output production food processing line. These tray sealers support one or two track inline trays that can be configured with patented pick and place robotics to pack up to 6 trays across two lines with incredible accuracy. Trays can then be sealed and pushed down the production line at different speeds when weighing and labelling is necessary.



ReeMaster 400

## AUTOMATIC TRAY SEALERS

# ReeMaster Series Features








### Film Foil Crimping (ReeMaster 400M)

A top web of aluminum foil can be closed over the tray rim with a sophisticated mechanical fastening system with multiple closure options. This is often used in airline catering and delicatessen for premade meals.



# ReeMaster Series Specifications

	ReeMaster 400	ReeMaster 400M	ReeMaster 600	ReeMaster 800	ReeMaster 1000
					
TECHNICAL DATA					
Max machine length (mm)	4150-7150	4150-7150	5300-8300	6600-9600	7100-10100
Max machine width (mm)	1325	1325	1200-1500	1050-1460	1050-1460
Max machine height (mm)	1905	1905	1900	2015	2015
Max single tray dimensions (mm)	265 x 450	265 x 450 mm	395 x 370	395 x 370	395 x 370
Max trays on infeed conveyor	3-22	3-22	3-25	3-25	3-25
Infeed conveyor length (mm)	2000-5000	2000-5000	2000-5000	2000-5000	2000-5000
Free loading area for trays (mm)	1500-4500	1500-4500	1300 - 4300	1300 - 4300	1300 - 4300
Height free loading area (mm)	920-970	920-970	920-980	920-980	920-980
Vacuum pump	100, 200, or 300 m3/h	100, 200, or 300 m3/h	200 - 300 - 600 m3/ h	200 - 300 - 600 m3/ h	200 - 300 - 600 m3/ h
MAP	✓	✓	✓	✓	✓
Skin	✓	✓	✓	✓	✓
Pro Skin	✓	✓	✓	✓	✓
ReeNEXT compatible	✓	✓	✓	✓	✓



AUTOMATIC TRAY SEALERS

Tooling Sets

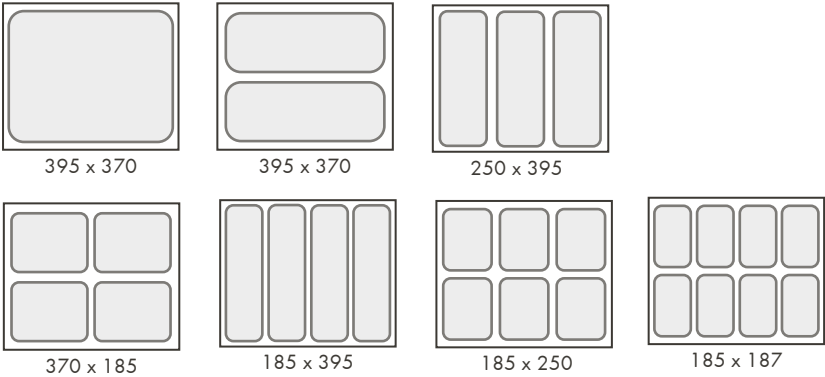
ReeMaster 400  
100mm Max Tray Height



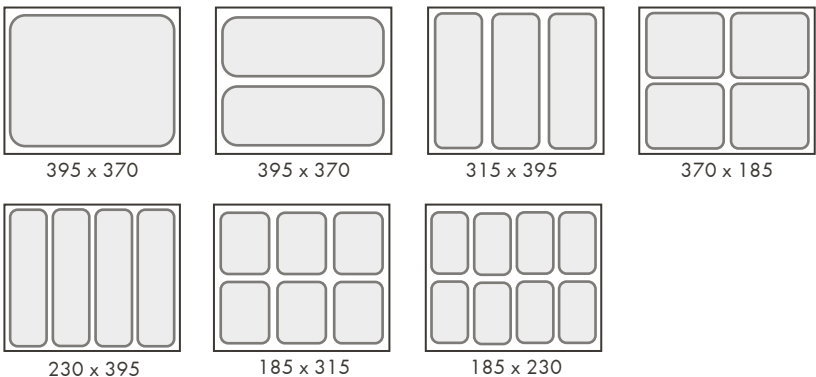
ReeMaster 600  
100mm Max Tray Height



ReeMaster 800  
100mm Max Tray Height



ReeMaster 1000  
100mm Max Tray Height



# Equipment add-ons. —

## Conveyor options:

- **Automatic outfeed conveyor:** Rolls trays out automatically after sealing.
- **Outfeed conveyor with converger:** Takes multiple lanes of product and moves trays into a single lane to continue down the production line.
- **Outfeed conveyor with diverter:** Takes a single lane of trays and moves them into multiple lanes to continue down the production line.



Tray de-nester device



Vibrator device



Combining conveyor belt



Snap on lid device



Multi-load dispenser



Metering unit device



Printing and labelling units



Inkjet coder



## Infeed:

- **Tray de-nester device:** Holds trays and automatically dispense them onto the conveyor.
- **Pick and place robotics:** Move product into trays automatically with high speed and precision.
- **Vibrator device:** Shakes down trays to level out product to speed product loading.
- **Multi-load dispenser:** Automatically loads your product into multiple trays simultaneously.
- **Metering unit device:** Loads a precise volume of product into trays.

## Outfeed:

- **Snap-on lid device:** Adds and closes a snap on lid to the product after sealing.
- **Printing and labelling units:** Produces labels and places them directly onto trays.
- **Inkjet coder:** prints date and lot codes onto the trays.



# ReeNEXT.

ReeNEXT is an optional program add-on to the machine's user interface that allows all automated Reepack machines on the plant floor to be connected directly to your ERP/MES system to better plan, control and analyse production processes. ReeNEXT allows you to monitor every packaging line parameter from the machine and transfers data to the packaging line.

ReeNEXT is used for secure end-to-end coordination of packaging line. It guarantees a user-friendly, fast, and accurate recording of the processes with backup and recovery. It is easy to use for networking and transferring production data to your business management and data structure, including predictive maintenance and tracking/tracing of your products.

Machine and energy source sensors monitor production flow, air, water, gas, and film consumption in real time. The machine has reliable tracking to predict any fault, for faster and less costly maintenance.

## Production Planning

- Plan orders
- View real-time production
- View closed orders and costs
- View list of jobs of any machine

## Data Analysis

- Analytics view of cost
- Cost for receipt, machine, and process
- Personalized center of cost
- Data export

## Maintenance

- Condition-based monitoring for predictive maintenance
- Complete control of all machine components
- Historical maintenance monitoring
- Manuals and videos to solve problems

# ReeNEXT.

## Live Data

### Real time visibility.

- Production status & time lot
- Machine data
- OEE (overall equipment effectiveness)
- Real time alarms

### Control consumption.

- Live data for any machine sensor
- Monitor energy consumption
- Monitor production consumption
- Real time notifications



# Benefits of Reepack equipment.



**Save cost on labour:** automatically applying film to trays will reduce labour costs during production.



**Stainless steel construction:** Food-grade quality for easy washdown, ideal for strict facility certification requirements.



**Coloured touch screen:** Easy programming requires minimal operator training and is very user-friendly.





**Electric sealing systems:** quiet, eco-friendly system that saves energy compared to pneumatic systems.




**Mechanical film tensioning:** Optimal film tension maintained for even the thinnest films.



**Easy-open frame:** Quick access to internal parts for easy maintenance and repair.







## Variety of options.

With a wide range of products and with pressure to keep up sleek designs and well-crafted packaging, a one-size-fits-all solution doesn't cut it. We offer a wide range of automatic tray sealing machines from entry-level units up to custom-made high production machines to get the presentation and production flow up to high standards.

## Simple to use.

Labour is a costly resource, and continuous, extensive training can put you behind in time and money. More complex solutions also typically mean a higher susceptibility for human error, which is why we believe in a simple solution. Preprogrammed settings are easy to use through the coloured touch screen interface, keeping training costs lower and reducing the chances of user error.

## Easy cleaning.

These food-grade stainless-steel machines are ideal for easy sanitation with washdown environments to comply with strict production facility requirements. The easy open panels also allow for quick access to internal parts to check and repair parts as needed.

# Extensive equipment servicing.

---

## Equipment servicing & maintenance.

Our in-house service technicians keep your machines on a regular schedule to ensure your tray sealer is always taken care of, and we will reach out when your machine is due for a service. Regular machine maintenance will prevent wear and tear, increase the lifespan of the machine, and lower chances of your machine breaking down. Our service team can also source and supply parts for tray sealers, keeping everything you need readily available. Our team is also here to answer any questions that come up during production related to production, programming, and parts.

01

### **6 month standard service.**

All packaging equipment undergoes natural wear-and-tear that occurs over time and prolonged use of parts. To prevent these parts from becoming an issue in production and maintaining maximum efficiency of the parts involved, we service automatic tray sealers every 6 months to replace consumable parts.

02

### **Yearly comprehensive service plans.**

Every 12 months, our service team will complete a comprehensive service and investigate any parts that need replacing. Part replacement will depend on your machine and added features. Reach out to our service team for more information on part pricing and maintenance fees.



# Breakdown service.

---

Breakdowns can be stressful. Delays in production can become a huge problem in both time and costs, which is why having technicians available is highly important at FoodPak.

If your machine requires repair, we have an in-house service team who can offer quick on-site support, or we can help remotely if immediate support is needed. We have technicians available to prevent extensive downtime.

## Additional services.



**Factory Acceptance Testing:** To ensure seamless integration into your production from the get-go, we can test machines with your product for the desired specs and outputs before it reaches your facility.



**Installation:** Our technicians can ensure that the power and utility connections are hooked up properly on your machine and perform diagnostic tests to ensure your machine is working as expected.



**Commissioning:** Whether you need product or cycle specific programming, we can fine tune your machine for your needs, running it in a live environment to ensure an optimal end product.



**Training:** We offer training with our technicians to instruct staff on safe and proper operation of packaging equipment as well as best practices.



**Equipment Diagnostics:** When there's a problem with your machine, our technicians can diagnose the issue and even support troubleshooting and recommendations for repair.




**Technical Support:** We can arrange phone and email support to answer technical questions related to machine issues, identify required parts, and recommend additional solutions when it's not possible to be on site.

# Automated to the end of the line.

Looking for auxiliary food packaging equipment? We can provide a variety of automated equipment solutions that can work with tray sealers to optimize your production line. From metal detectors and x-ray machines for quality control or pick and place robotics to automate your packaging cycle, we have you covered from the beginning of the packaging cycle right to the end.

- Lane converges or splitters
- Metal detectors
- X-ray machines
- Weigh/Price/Label machines
- Pick and place robotics
- Flow wrappers
- Thermoformers
- Band sealers
- Shrink wrapping equipment



# Notes.





☎ 1.833.FOODPAK  
✉ sales@foodpak.ca  
🌐 foodpak.ca